

JADE BISCUIT TOP TECHNICAL DATASHEET

JBTC2 TWO DOOR JADE BISCUIT TOP

JBTC3 THREE DOOR JADE BISCUIT TOP



JBTC2

Dimensions (mm)	External	Internal
Width	1400	870
Depth	700	585
Height	827	600
Door Opening		390
Capacity		
Capacity cu.ft/ltrs		13.2/374

JBTC3

Dimensions (mm)	External	Internal
Width	1880	1350
Depth	700	585
Height	827	600
Door Opening		390
Capacity		
Capacity cu.ft/ltrs		19.2/545

KEY FEATURES

- Gastronorm counter with no worktop accommodating 1/1 GN shelves or containers
- Foodsafe stainless steel exterior and aluminium interior
- Easy to clean dished base with radiused corners
- Self closing doors
- Barrel locked doors
- Magnetic balloon door gaskets with 100% tight seal
- Fitted with 2 of 1/1GN nylon coated wire shelves per section as standard or trayslides to accommodate 1/1GN containers
- Anti-tilt trayslides
- Removable racking system
- Precision injected, high density polyurethane insulation with low GWP (Global Warming Potential) and zero ODP (Ozone Depletion Potential).
- Heavy duty, non-marking swivel castors with brakes
- Removable refrigeration system designed for easy service and maintenance
- CoolSmart controller
- Designed and engineered to operate efficiently up to a 43°C ambient
- Fully automatic air cooled condensing unit
- Defrost water is vaporised using recycled heat from compressor
- High performance helium leak testing

OPTIONS

- Stainless steel interior
- Additional shelving / trayslides
- Drawer banks (2 or 3) refer to page 3 for configurations available
- Adjustable legs in lieu of castors (add 40mm)
- Hydrocarbon version available
- Glycol Secondary System



JADE BISCUIT TOP TECHNICAL DATA

	HJBTC2	MJBTC2	LJBTC2	HJBTC3	LJBTC3
Temperature (°C)	+1/+4°C	+2/-2°C	-18/-22°C	+1/+4°C	-18/-22°C
Climate Class	Class 4 (30°C)	-	Class 4 (30°C)	Class 4 (30°C)	Class 4 (30°C)
Power Supply	230V/50Hz/1Ph				
Fuse (Amps)	13	13	13	13	13
Defrost	Automatic Off Cycle	Automatic Electric	Automatic Hot Gas	Automatic Off Cycle	Automatic Hot Gas
Noise level (dBA)	59	59	61	59	61

Fittings

Shelves	4	4	4	6	6
Trayslides per door	4	4	4	4	4

Electrical / Energy Data - Standard Refrigerant

Refrigerant	R134a	R134a	R404A	R134a	R404A
Energy Efficiency Class	A	-	D	B	D
Energy Consumption (kW / 24hrs)	1.44	-	6.23	2.11	7.77
Start Up (Amps)	9.6	9.6	16.6	9.6	16.6
Running (Amps)	1.77	1.77	2.51	1.77	2.51
Heat Rejection	407	407	589	407	589

Electrical / Energy Data - Hydrocarbon Refrigerant

Refrigerant	R290	-	R290	R290	-
Energy Efficiency Class	A	-	D	B	-
Energy Consumption (kW / 24hrs)	1.43	-	5.63	2.00	-
Start Up (Amps)	9.5	-	14.2	9.5	-
Running (Amps)	1.68	-	2.58	1.68	-
Heat Rejection	484	-	623	484	-

IMPORTANT NOTES:

*Energy consumption is tested to EN16825 in 24hrs

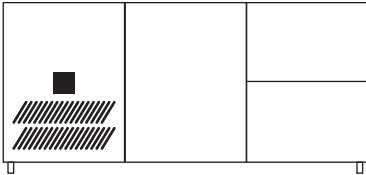
**Heat rejection is evaporating at -10°C in 32°C Ambient

All refrigeration equipment requires adequate ventilation for efficient and effective performance

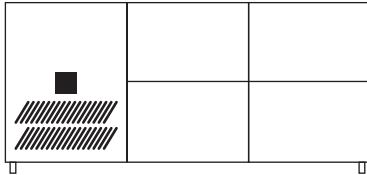
Williams is committed to a policy of continual product development and innovation. As such, we reserve the right to change product specifications stated without prior notice.

COUNTER DRAWER CONFIGURATIONS

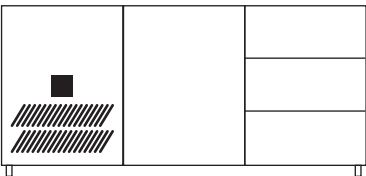
JBTC2-U12



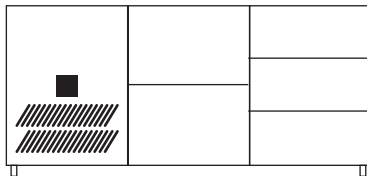
JBTC2-U22



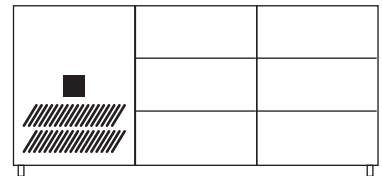
JBTC2-U13




JBTC2-U23



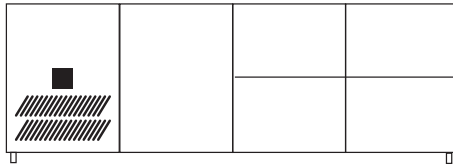
JBTC2-U33




JBTC3-U112




JBTC3-U122



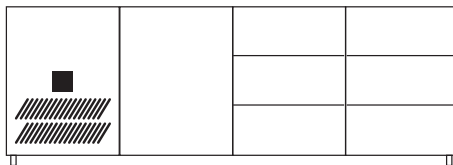
JBTC3-U222



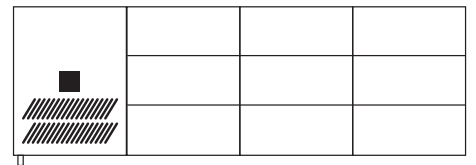
JBTC3-U113



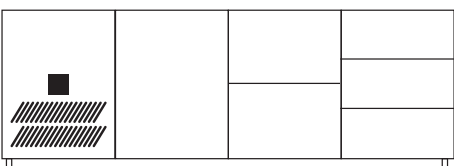
JBTC3-U133



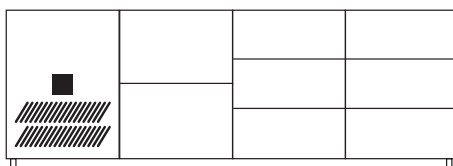
JBTC3-U333



JBTC3-U123



JBTC3-U233



JBTC3-U223



Williams Refrigeration
Bryggen Road,
North Lynn Industrial Estate
King's Lynn, Norfolk. PE30 2HZ

T +44(0) 1553 817 000
Spares: +44(0) 1553 817 017
E info@williams-refrigeration.co.uk
W www.williams-refrigeration.co.uk

