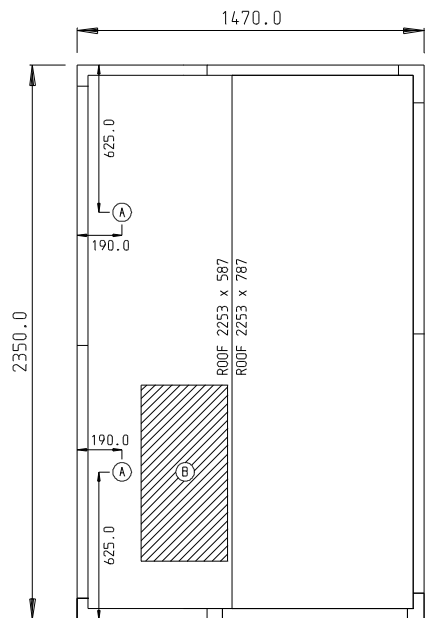


CUSTOMER:

SERIAL No:

ORDER No:

All dimensions in mm



1A = LIQUID / SUCTION LINE CONNECTIONS)
 (B = ELECTRICAL BOX)

ROLL IN BLAST CHILLER

CONTROLS:
 WEB CONTROLLER (C/W PRINTER)

AMPS:
 WMBC 240/320: 20Amps

SUPPLY:
 380-440v / 50hz / 3ph

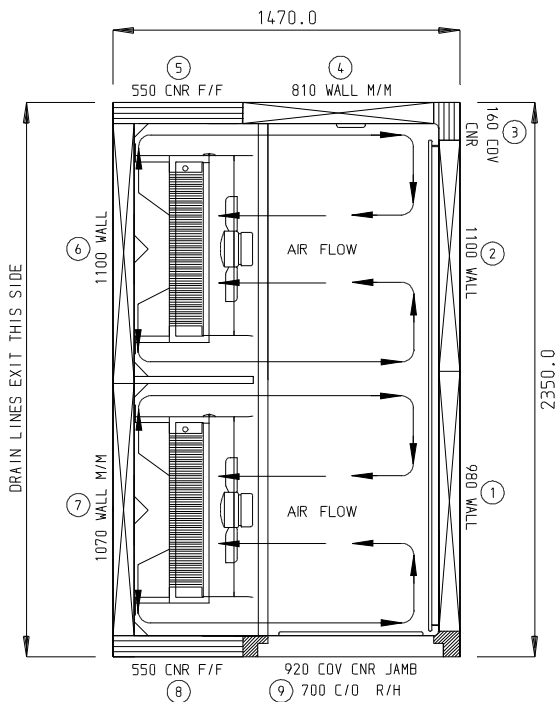
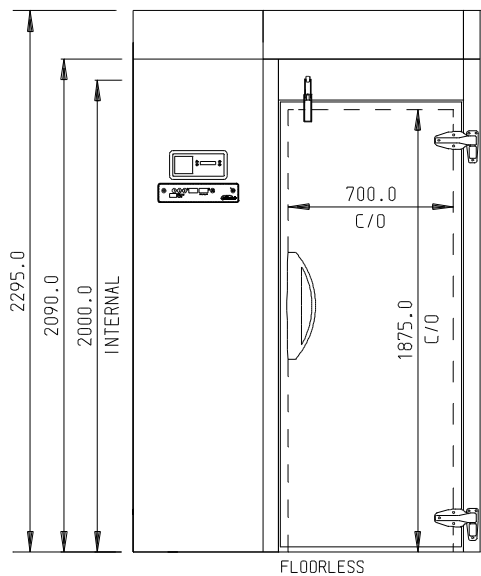
FINISH:
 INT 441 S/S
 WHITE PVC
 EXT 430 S/S
 441 S/S
 WHITE PVC

CAPACITY:
 WMBC240 240kg / 90mins
 WMBC320 320kg / 90mins

MAIN EQUIPMENT:
 WMBC240 4 x EVAPORATOR FANS
 WMBC320 6 x EVAPORATOR FANS

EVAPORATOR COIL c/w EXP VALVE
 GAS R404a
 ELECTRIC DEFROST

DRAIN FACILITY REQUIRED



Williams Refrigeration
 Bryggen Road,
 North Lynn Industrial Estate,
 Kings Lynn, Norfolk,
 PE30 2HZ.

This drawing and all copies produced are
 the property of Williams Refrigeration
 and must not be copied or distributed by any
 third party without obtaining authorisation.

DRAWING TITLE:

WMBC 240/320 FE
 ROLL-IN BLAST CHILLER

DRAWN BY:

JJA

DATE:

24/05/18

SCALE:

1:32

ISSUE:

001

CHECKED BY:

DATE:

DRAWING NUMBER:

E:/Spec-drg/WMBC/WMBC 240-320 FE